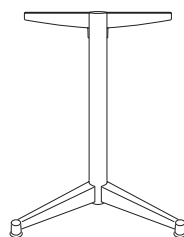
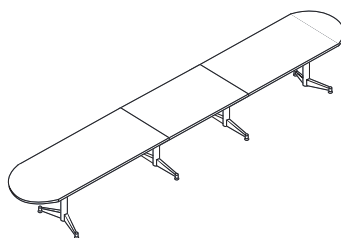


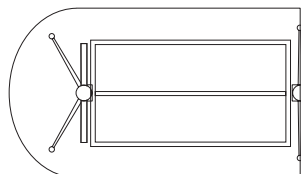
## TYP STELAŻA



SSK



## SERIA SSK - MODUŁOWE OWALNE

**SSKOM1**

139 x 100, h=75

**SSKOM2**

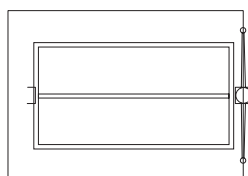
160 x 100, h=75

**SSKOM3**

180 x 100, h=75

**SSKOM4**

200 x 100, h=75

**SSKPM8**

139 x 100, h=75

**SSKPM10**

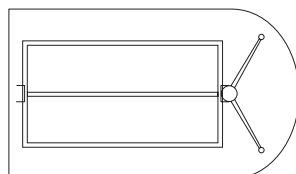
160 x 100, h=75

**SSKPM12**

180 x 100, h=75

**SSKPM13**

200 x 100, h=75

**SSKOM5**

139 x 100, h=75

**SSKOM6**

160 x 100, h=75

**SSKOM7**

180 x 100, h=75

**SSKOM8**

200 x 100, h=75